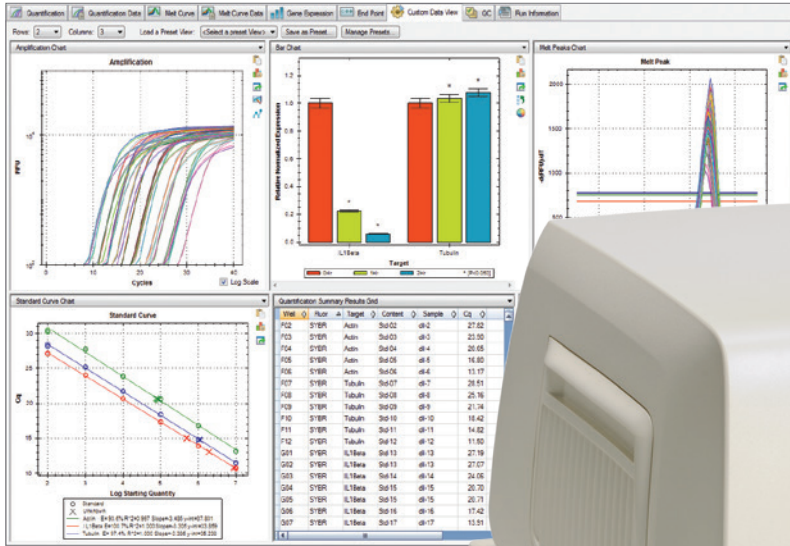




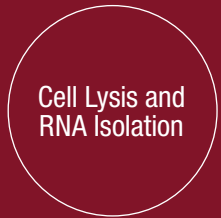
CFX Connect Real-Time PCR System



ADVANCING qPCR TOGETHER



The CFX Connect Real-Time PCR System offers two-target analysis, excellent thermal cycler specifications, and the same reliable performance as the CFX96 Touch System. The system incorporates innovative optical technologies with powerful software to provide maximal reliability and efficiency for all your real-time PCR needs.

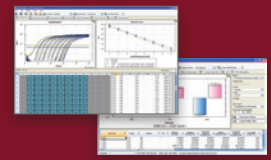



- SingleShot Cell Lysis Kits
- Aurum Total RNA Mini Kit
- Aurum Total RNA 96 Kit
- Aurum Total RNA Fatty and Fibrous Tissue Kit

- SsoAdvanced Universal Supermixes
- iTaq Universal Supermixes
- Reliance One-Step Multiplex Supermix
- iTaq Universal One-Step Kits
- SingleShot Cell Lysis RT-qPCR Kits
- iScript Reverse Transcription Supermix for RT-qPCR
- iScript gDNA Clear cDNA Synthesis Kit
- PCR Plastics

- CFX384 Touch Real-Time PCR System
- CFX96 Touch Real-Time PCR System
- CFX96 Touch Deep Well Real-Time PCR System
- CFX Connect Real-Time PCR System

- CFX Maestro Software
- Precision Melt Analysis Software
- qbase+ Software



Visit bio-rad.com/Amplification1 for more information.


Have Confidence in Your Entire Genomics Workflow

Bio-Rad offers a complete suite of research tools for your experiments that utilize real-time PCR detection. Generation of accurate, reproducible results relies on each preceding step in the workflow as documented in the minimum information for publication of quantitative real-time PCR experiments (MIQE) guidelines (Bustin et al. 2009). Appropriate selection of methods and analyses results in robust, repeatable data and conclusions. Bio-Rad's family of genomics research tools can help you achieve this goal.

UNIFORM THERMAL CYCLING

Superior Uniformity


The 96-well block of the CFX Connect System offers excellent thermal performance and uniformity across the entire block. Precision of the temperature steps is critical for the rate and efficiency of PCR. To obtain reliable, consistent results, all sample wells must maintain the proper temperature throughout each incubation step. The CFX Connect System achieves precision by using six independently controlled thermal electric modules, the heating and cooling elements of the thermal cycler, to maintain tight temperature uniformity at all points during a run — even while ramping. A high average ramp rate allows the system to rapidly reach its target temperature, thus shortening run time with a 10 second settling time.



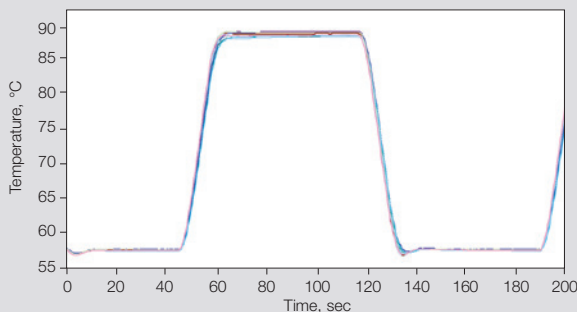
The patented* reduced-mass sample block heats and cools more quickly than standard blocks, so average ramp rates are increased and overall run times are reduced.

Efficient Optimization

Determining the optimal temperature for primer annealing is crucial for efficient and specific target amplification. The thermal gradient feature of the CFX Connect System quickly assists with optimizing your assay in a single experiment, minimizing the use of precious samples and reagents and saving valuable research time. At any step in a protocol, you can program a temperature gradient of up to 24°C across the reaction block with exceptional temperature uniformity and reproducibility within each gradient zone.

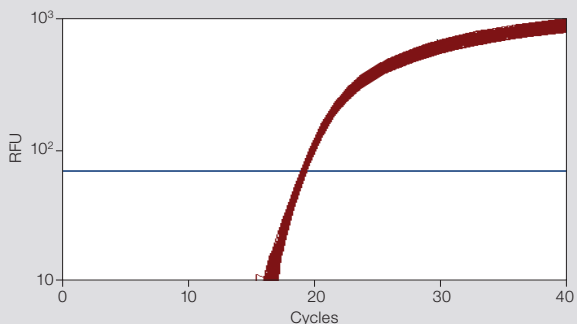


* U.S. patent 7,632,464.



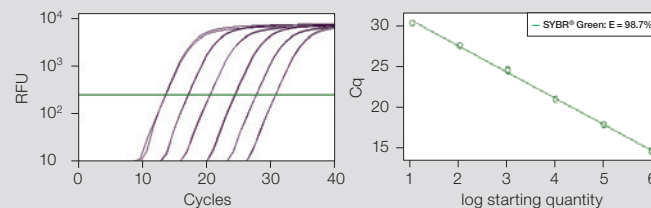
Rapid arrival at target temperature and superior uniformity for reproducible results.

The CFX Connect System exhibits high average ramp rates, rapid settling time, and tight thermal uniformity throughout the ramp. This graph shows the temperature measured by probes in 15 wells across a sample block. The traces are nearly indistinguishable due to the tight uniformity. Note the consistent high average ramp rate throughout heating and cooling.

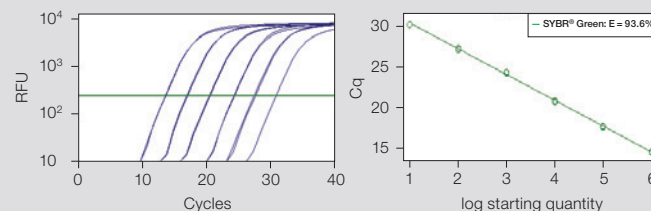


Excellent uniformity. *IL-1β* plasmid template diluted to 10^5 copies/reaction amplified in the presence of a FAM-labeled detection probe with iQ Supermix. Graph shows 96 replicates of 10 μ l reactions. Average quantification cycle (C_q) = 19.81 ± 0.10 . RFU, relative fluorescence units.

62°C



56°C



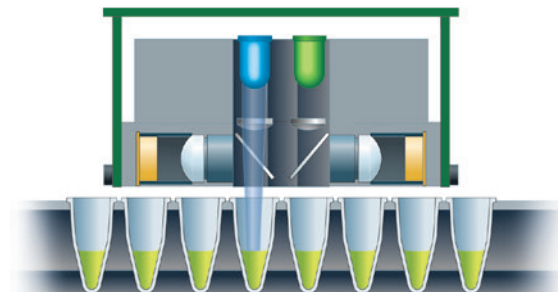
Thermal gradient experiment for optimizing annealing temperature. A tenfold dilution series (10^6 to 10 copies) of plasmid containing *GAPDH* template was amplified in the presence of SYBR® Green using a protocol with an annealing thermal gradient ranging from 55 to 68°C. Results are presented for two temperatures, showing 62°C as the optimal in this case. C_q, quantification cycle; RFU, relative fluorescence units.

PRECISE DETECTION

The solid-state optical technology of the CFX Connect System enables precise excitation and detection of fluorophores. Scanning just above the sample plate, the optics shuttle, containing light-emitting diodes (LEDs) and photodiodes, individually illuminates and detects fluorescence from each well with high sensitivity and no cross talk. The optical system automatically collects data from all wells during data acquisition, so you can enter or edit well information on your own schedule.

Multiple Data Acquisition Modes

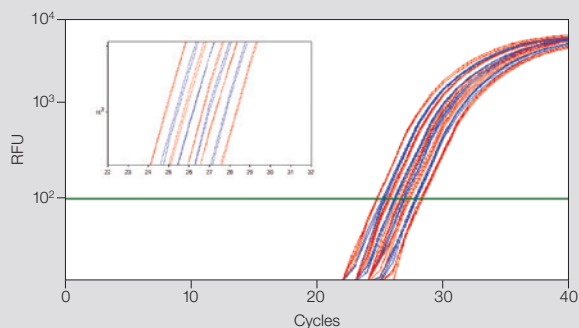
The CFX Connect System can acquire data using several modes. Fast scan mode acquires data for SYBR® Green I, EvaGreen®, and single-color FAM protocols while all-channel mode acquires data for duplex experiments. The CFX Connect System includes one channel with an LED-filter photodiode combination designated for single-color fluorescence resonance energy transfer (FRET) experiments, further expanding your experimental options.



As the optics shuttle of the CFX Connect System travels across the plate, light is focused directly into the center of each sample well. Side view of the optics shuttle shows the blue LED firing over a well.

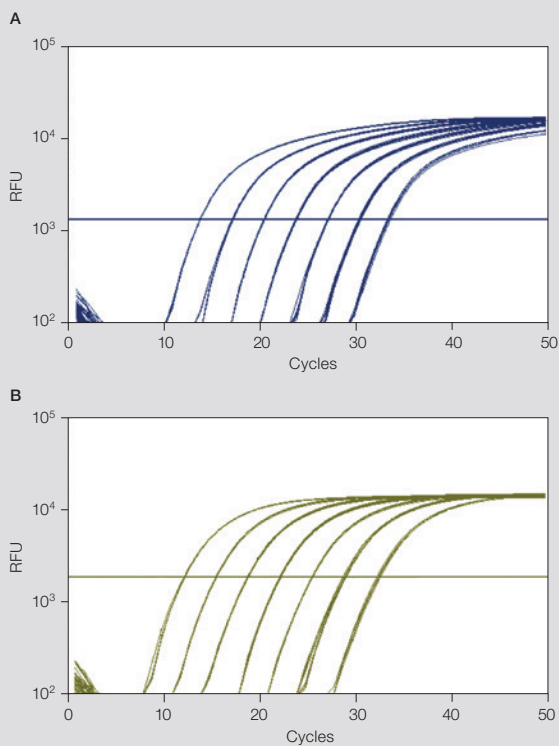
Accurate Two-Target Multiplexing

The optical design of the CFX Connect System provides flexibility in fluorophore selection. The optical filter sets are designed to maximize fluorescence detection for specific dyes in specific channels. At every position and with every scan, the optics shuttle is reproducibly centered above each well, so the light path is always fixed and optimal, and there is no need to sacrifice data collection in one of the channels to normalize to a passive reference.



Exceptional reproducibility can be achieved with SsoFast EvaGreen® Supermix.

Efficient discrimination and reliable quantification can be obtained from 1.33-fold serial dilutions of input template. The *CBP* gene was amplified from varying amounts of human genomic DNA (5 ng–511 pg). From left to right: (■) 5 ng, 2.83 ng, 1.60 ng, 903 pg, and 511 pg; (■) 3.76 ng, 2.13 ng, 1.20 ng, and 679 pg. *CBP* efficiency = 96.5%, $R^2 = 0.996$. Inset is a magnified view showing robust discrimination and reproducible amplification. RFU, relative fluorescence units.



Excellent linearity of duplex detection. A–B, fluorescence data from a series of tenfold dilutions of plasmid DNA (10^8 – 10^2 copies) amplified using reporter dyes to monitor two targets: ■, FAM/cyclophilin; ■, VIC/*IL-1β*. RFU, relative fluorescence units.

POWERFUL SOFTWARE

CFX Maestro Software

CFX Maestro Software for CFX Real-Time PCR Instruments is easy-to-use, yet flexible and powerful software for data collection, data analysis, and graphing of real-time PCR data.

With CFX Maestro Software you can:

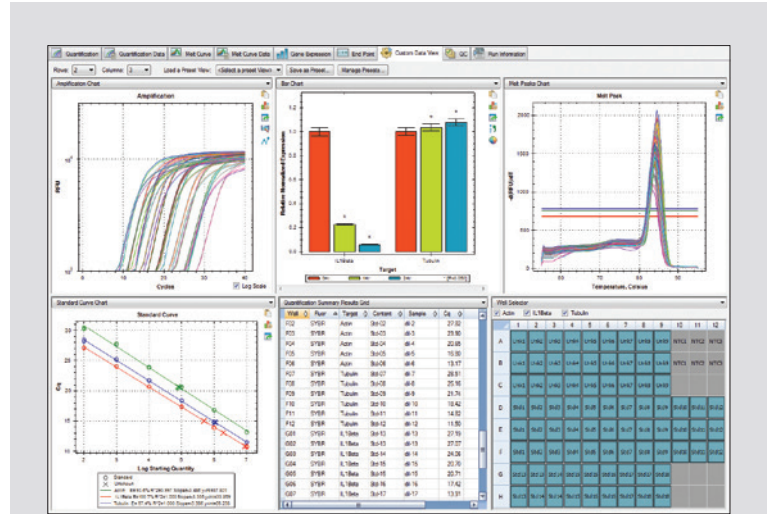
- **Perform automatic statistical analysis in seconds** — with just a few mouse clicks you can perform *t*-tests or analyze your data with one-way analysis of variance (ANOVA)
- **Extract more meaningful information from your run** — analyze data using bar chart, box and whisker plot, dot plot, clustergram, scatter plot, or volcano plot
- **Create and export publication-ready graphics** — annotate graphs with *P* values, text, and arrows to call out specific data. Change colors, fonts, and legends. Export graphs at any size or resolution for presentations, posters, or for publication
- **Easily integrate PrimePCR Assays** — use PrimePCR Primers and Plates to save time on primer design with pre-designed and validated primers. Post-run, use the PrimePCR controls analysis tool to ensure run quality from integrated controls
- **Work anywhere, on a PC or Mac** — with both PC and Mac versions of CFX Maestro, you can analyze your data on your own computer, anytime, without the need for an internet connection. (Mac version is for data analysis only and does not provide instrument control)
- **Perform further data analysis using qbase+ Software** — CFX Maestro Software comes with a premium license for qbase+ Software to further enhance your data analysis capabilities

Precision Melt Analysis Software

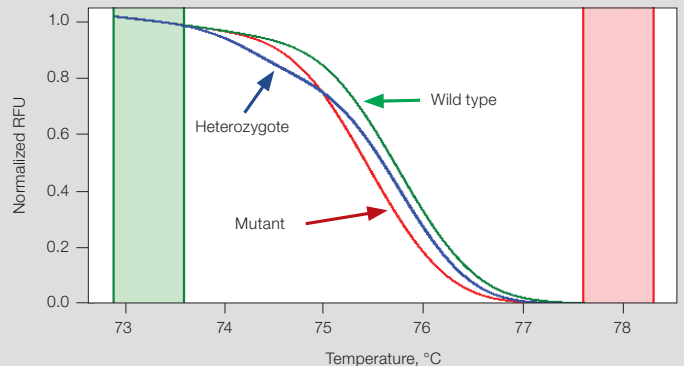
Precision Melt Analysis Software imports and analyzes data files generated by the CFX96 Touch, CFX96 Touch Deep Well, CFX Connect, or CFX384 Touch Real-Time PCR System to genotype samples based on their DNA thermal denaturation properties. The software can be used for a variety of applications, including scanning for new gene variants, screening DNA samples for single nucleotide polymorphisms (SNPs), identifying insertions/deletions or other unknown mutations, and determining the percentage of methylated DNA in unknown samples.

qbase+ Software

qbase+ Software is a powerful tool that imports and analyzes data generated by the CFX96 Touch, CFX96 Touch Deep Well, CFX Connect, or CFX384 Touch System. This platform-independent software package is available for major computer operating systems such as Microsoft Windows, macOS, and Linux.



Custom data view. With custom data view, your most relevant data can be viewed and analyzed in one screen.



Quickly and accurately genotype samples using Precision Melt Analysis Software. Discrimination of human factor V coagulation SNP genotypes (C to T substitution) using SsoFast EvaGreen® Supermix. Data from homozygous wild type (■), mutant (■), and heterozygote (■) samples are shown on a normalized melt curve plot. RFU, relative fluorescence units.

Key features of qbase+ Software:

- **Reliable validation** — based on proven solutions for quality control, normalization, and inter-run calibration
- **Efficient data analysis** — import and consolidate information from multiple runs and multiple instruments to quickly analyze your complete dataset, and use a guided statistical wizard to determine significance
- **Streamlined publication submission** — export an RDML file containing annotations, such as sample and assay information, to conform to the MIQE guidelines

A COMPLETE SYSTEM

Bio-Rad offers optimized reagents and plastic consumables for all your quantitative PCR (qPCR) experiments. Obtain high-quality, contaminant-free RNA rapidly and efficiently with Aurum Total RNA Kits. Choose from a broad mix of reverse transcription qPCR (RT-qPCR) kits, supermixes, and plastic consumables to achieve maximum sensitivity and produce consistent results every time.

RNA Isolation and Cell Lysis Kits

- Aurum Total RNA Kits are designed and formulated to assist in the isolation of highly pure and intact RNA from various starting materials
- SingleShot Cell Lysis RT-qPCR Kits provide a complete and fast solution for generation of lysates from cell cultures
 - Lysates are optimized for downstream one- or two-step qPCR reactions and do not require an RNA purification step
 - Kits are available in SYBR® Green or probe chemistries

Reverse Transcription Reagents

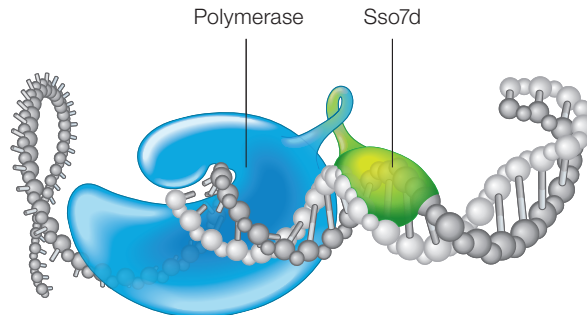
- Fast and efficient cDNA synthesis from 7.5 µg to 100 fg of total RNA
- High sensitivity enables single-copy detection utilizing an RNase H+ Moloney murine leukemia virus (MMLV) reverse transcriptase and advanced formulation
- Unbiased 3' to 5' cDNA synthesis using an optimal blend of oligo(dT) and random primers
- Potent RNase A inhibitors protect RNA during setup and reverse transcription

Real-Time qPCR Reagents

- Patented* Sso7d fusion enzyme delivers superior data from GC- and AT-rich targets, challenging samples with known inhibitors, and target regions with high secondary structure
- Antibody-mediated hot-start polymerases enable instant activation and higher specificity
- Universal passive reference dyes enable use on all real-time PCR systems
- Broad range of thermal cycling conditions
- Flexible one-step and two-step RT-qPCR reagents

PrimePCR Assays and Panels

- Expertly designed and wet-lab validated for proven performance; each assay for the human, mouse, and rat genomes was experimentally tested for optimal efficiency, specificity, sensitivity, and linear dynamic range
- Available as individual assays, predesigned pathway and disease panels, and custom plates
- Wide selection of reference gene and control assays to assess the key experimental factors that may impact your real-time PCR results
- Integrated with CFX Maestro Software for a fast, streamlined approach, from data generation to data analysis



Bio-Rad's SsoAdvanced Universal Supermixes utilize patented* Sso7d fusion protein technology to provide enhanced processivity, speed, and tolerance to PCR inhibitors. SsoAdvanced Universal SYBR® Green Supermix delivers enhanced fluorescence compared to SYBR® Green alone. SsoAdvanced Universal Probes Supermix enables robust detection of two different gene targets under standard or fast cycling conditions.

PCR Plastic Consumables

- Precisely manufactured for optimal fit and cycling performance
- Produced in Class 10,000 or 100,000 cleanroom environment
- Certified to be free of DNase, RNase, and human genomic DNA
- Extremely uniform wells reduce well-to-well variability in real-time PCR
- Warp-free Hard-Shell Plates are designed for optimum performance with automation

* U.S. patents 6,627,424; 7,541,170; and 7,560,260.



Bio-Rad's broad selection of vessels and sealers for PCR and real-time PCR.



Specifications

Thermal Cycler

Chassis	CFX Connect
Maximum ramp rate	5°C/sec
Average ramp rate	3.3°C/sec
Heating and cooling method	Peltier
Lid	Heats up to 105°C
Temperature	
Range	0–100°C
Accuracy	±0.2°C of programmed target at 90°C
Uniformity	±0.4°C well-to-well within 10 sec of arrival at 90°C
Gradient	
Operational range	30–100°C
Programmable span	1–24°C

Optical Detection

Excitation	3 filtered LEDs
Detection	3 filtered photodiodes
Range of excitation/emission wavelengths	450–580 nm
Sensitivity	Detects 1 copy of target sequence in human genomic DNA
Dynamic range	10 orders of magnitude
Scan time	
All channels	12 sec
Single channel fast scan	3 sec

CFX Maestro Software

Operating systems	Windows 7 (64-bit), Windows 10 (64-bit), macOS Mojave 10.14 (for analysis only)
Memory	Minimum 4 GB
Data analysis modes	PCR quantification with standard curve Melt curve analysis Gene expression analysis by relative quantity (ΔCq) or normalized expression ($\Delta\Delta Cq$) with multiple reference genes and individual reaction efficiencies Data analysis options include bar chart, box and whisker plot, dot plot, clustergram, scatter plot, volcano plot Statistical analysis with <i>t</i> -tests and one-way ANOVA Multiple file gene expression analysis for comparison of an unlimited number of <i>Cq</i> values for multiplate studies Allelic discrimination End-point analysis
Image export	Image size: any Resolution: 72–600 dpi Image format: .jpg, .png, .bmp
Data export	Save, copy, and print all spreadsheets and data from right-click menu Export specified data in multiple formats Copy and paste into Microsoft Word, Excel, or PowerPoint file Customizable reports containing run settings, data graphs, and spreadsheets can be printed directly or saved as PDFs

Ordering Information

Catalog #	Description
Instruments	
1855200	CFX Connect Real-Time PCR System with Starter Package , includes CFX Connect Thermal Cycler Chassis, CFX Connect Optical Reaction Module, CFX Maestro Software, license for qbase+ Software, communication cable, reagents, consumables
1855201	CFX Connect Real-Time PCR System , includes CFX Connect Thermal Cycler Chassis, CFX Connect Optical Reaction Module, communication cable
1814000	PX1 PCR Plate Sealer , heat sealing instrument
1845075	CFX Automation System II , includes plate handler and barcode scanner, mounting plate, automation software
Software	
	All software for Windows unless otherwise noted.
12013758	CFX Maestro Software 2.0
12004128	CFX Maestro Software for Mac
12012832	CFX Maestro Software 2.0, Security Edition , 1 license
12013028	CFX Maestro Software 2.0, Security Edition , 5 licenses
12012834	CFX Maestro Software 2.0, Chinese Edition
12012833	CFX Maestro Software 2.0, Russian Edition
1845025	Precision Melt Analysis Software , includes 2 user licenses, data analysis software, 2 HASP HL keys, calibration kit
Reagents	
1708841	iScript Reverse Transcription Supermix , 400 μ l (4 x 100 μ l vials), 100 x 20 μ l reactions
1725035	iScript gDNA Clear cDNA Synthesis Kit , 100 x 20 μ l reactions
1725038	iScript Advanced cDNA Synthesis Kit , 100 x 20 μ l reactions
1708891	iScript cDNA Synthesis Kit , 100 x 20 μ l reactions
1725271	SsoAdvanced Universal SYBR[®] Green Supermix , 5 ml (5 x 1 ml vials), 500 x 20 μ l reactions
1725281	SsoAdvanced Universal Probes Supermix , 5 ml (5 x 1 ml vials), 500 x 20 μ l reactions
1725160	SsoAdvanced PreAmp Supermix , 1.25 ml (1 x 1.25 ml vial), 50 x 50 μ l reactions
12010220	Reliance One-Step Multiplex RT-qPCR Supermix , 5 ml (5 x 1 ml vials), 1,000 x 20 μ l reactions
12010221	Reliance One-Step Multiplex RT-qPCR Supermix , 10 ml (2 x 5 ml vials), 2,000 x 20 μ l reactions
1725120	iTaq Universal SYBR[®] Green Supermix , 2 ml (2 x 1 ml vials), 200 x 20 μ l reactions
1725151	iTaq Universal SYBR[®] Green One-Step Kit , 500 x 20 μ l reactions
1725130	iTaq Universal Probes Supermix , 2 ml (2 x 1 ml vials), 200 x 20 μ l reactions
1725141	iTaq Universal Probes One-Step Kit , 500 x 20 μ l reactions
Consumables	
HSP3805	Hard-Shell 384-Well Skirted PCR Plates , clear shell/white well for higher fluorescent signals, 50
MSB1001	Microseal 'B' Adhesive Seals , optically clear, 100
MSF1001	Microseal 'F' PCR Plate Seals , foil, pierceable, 100

Visit bio-rad.com/CFXConnectMore for more information.

Bustin SA et al. (2009). The MIQE guidelines: minimum information for publication of quantitative real-time PCR experiments. *Clin Chem* 55, 611–622.

BIO-RAD, HARD-SHELL, and MICROSEAL are trademarks of Bio-Rad Laboratories, Inc. in certain jurisdictions. EvaGreen is a trademark of Biotium, Inc. Bio-Rad Laboratories, Inc. is licensed by Biotium, Inc. to sell reagents containing EvaGreen Dye for use in real-time PCR, for research purposes only. SYBR is a trademark of Thermo Fisher Scientific Inc. Bio-Rad Laboratories, Inc. is licensed by Thermo Fisher Scientific Inc. to sell reagents containing SYBR Green I for use in real-time PCR, for research purposes only. All trademarks used herein are the property of their respective owner.

Hard-Shell Plates are covered by one or more of the following U.S. patents or their foreign counterparts owned by Eppendorf AG: U.S. Patent Numbers 7,347,977; 6,340,589; and 6,528,302.



Bio-Rad PCR reagents and analytical instruments are quality manufactured under an ISO 13485:2016 certified Quality Management System and are quality control tested to ensure consistent product performance you can trust.

BIO-RAD

**Bio-Rad
Laboratories, Inc.**

Life Science
Group

Website bio-rad.com USA 1 800 424 6723 Australia 61 2 9914 2800 Austria 00 800 00 24 67 23 Belgium 00 800 00 24 67 23 Brazil 4003 0399
Canada 1 905 364 3435 China 86 21 6169 8500 Czech Republic 00 800 00 24 67 23 Denmark 00 800 00 24 67 23 Finland 00 800 00 24 67 23
France 00 800 00 24 67 23 Germany 00 800 00 24 67 23 Hong Kong 852 2789 3300 Hungary 00 800 00 24 67 23 India 91 124 4029300 Israel 0 3 9636050
Italy 00 800 00 24 67 23 Japan 81 3 6361 7000 Korea 82 2 3473 4460 Luxembourg 00 800 00 24 67 23 Mexico 52 555 488 7670
The Netherlands 00 800 00 24 67 23 New Zealand 64 9 415 2280 Norway 00 800 00 24 67 23 Poland 00 800 00 24 67 23 Portugal 00 800 00 24 67 23
Russian Federation 00 800 00 24 67 23 Singapore 65 6415 3188 South Africa 00 800 00 24 67 23 Spain 00 800 00 24 67 23 Sweden 00 800 00 24 67 23
Switzerland 00 800 00 24 67 23 Taiwan 886 2 2578 7189 Thailand 66 2 651 8311 United Arab Emirates 36 1 459 6150 United Kingdom 00 800 00 24 67 23

